



Part #: REMHFIGNITE

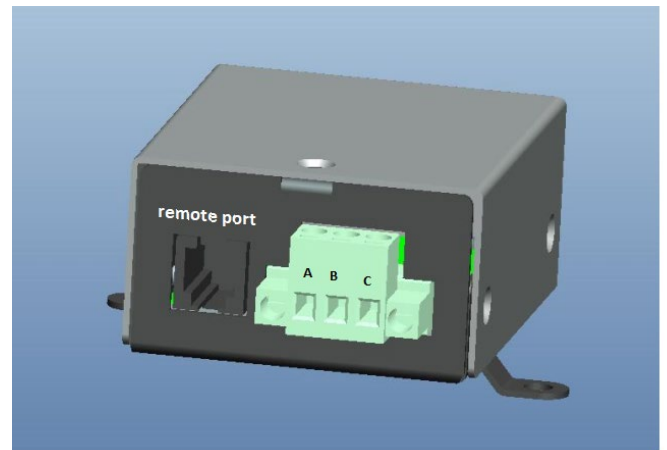

INSTRUCTIONS

The AIMS Power™ ignition relay box works with the AIMS Power inverters that have a remote switch port compatible with part number REMOTEHF. The relay box allows the inverter to be powered using the vehicle's ignition. Compatible with 12V, 24V, 36V or 48V battery inputs.

1. Connect the NEGATIVE (-) port to the NEGATIVE (-) battery terminal.
2. Connect the POSITIVE (+) port to the POSITIVE (+) battery terminal.
3. Connect the ON/OFF port to the ignition.
4. Connect the included RJ9 cord into the inverter's remote port.

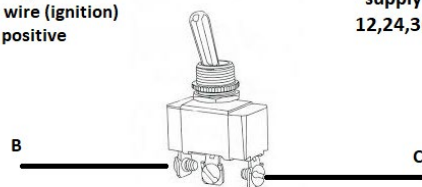
*Recommended cable size: 18 AWG.

*Includes a one year warranty.



A supply negative
B +trigger wire (ignition)
C supply positive

*supply voltage can be
12,24,36 or 48v



*****NOTE***** When using an AIMS inverter that has a power switch (not push button), the switch must be in the on position.